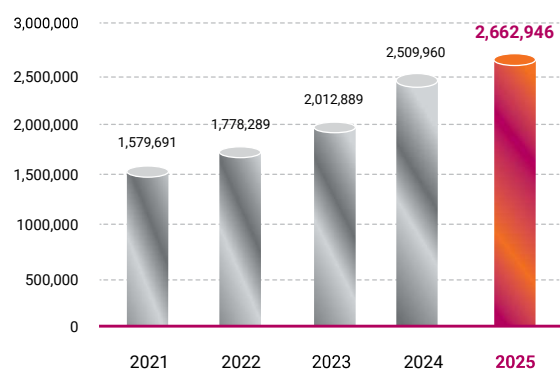


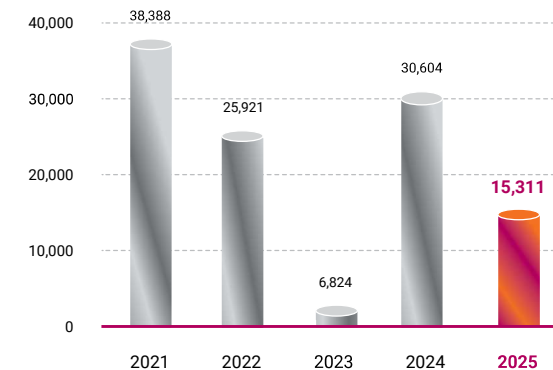
# FINANCIAL HIGHLIGHTS

	2021 RM'000	2022 RM'000	2023 RM'000	2024 RM'000	2025 RM'000
Revenue	1,579,691	1,778,289	2,012,889	2,509,960	<b>2,662,946</b>
Profit before taxation	38,388	25,921	6,824	30,604	<b>15,311</b>
Net Profit for the financial year	32,503	19,071	2,404	16,990	<b>8,668</b>
Total Assets Employed	1,722,730	1,803,456	1,963,333	2,273,186	<b>2,604,546</b>
Total Shareholders' funds	844,372	862,955	865,359	968,373	<b>990,865</b>
Paid-up Share Capital	329,648	329,648	329,648	333,927	<b>347,751</b>
No. of Ordinary Shares in Issue ('000)	679,110	679,110	679,110	692,610	<b>746,610</b>
Gearing Ratio	46.19%	55.43%	57.86%	62.54%	<b>71.02%</b>
Net Assets per Share (RM)	1.24	1.27	1.27	1.40	<b>1.33</b>
Earnings per Share (sen)	4.79	2.82	0.35	2.49	<b>1.22</b>
Diluted Earnings per Share (sen)	3.87	2.39	0.35	2.49	<b>1.22</b>

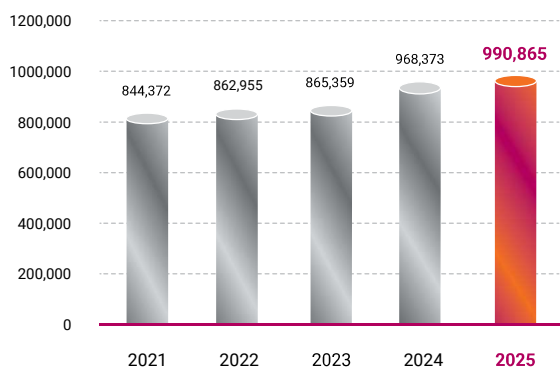
## REVENUE RM'000



## PROFIT BEFORE TAXATION RM'000



## TOTAL SHAREHOLDERS' FUNDS RM'000



## GEARING RATIO %

